

Activity Book

Rainbow

English



Todd Cordy





Rainbow English 1 - Activity Book

Todd Cordy

© PT. ASTA Ilmu Sukses (member of mentari group)

First Published March 2014

First Reprinted 2015

Second Reprinted 2016

Third Reprinted 2017

Fourth Reprinted 2018

Fifth Reprinted 2019

ALL RIGHTS RESERVED. Not part of this book may be reproduced or transmitted in any form or by any means, electronic or mechanical, including photocopying, or by any information storage and retrieval system, without permission in writing from the Publisher.

Published by :

PT. ASTA Ilmu Sukses

Rukan Sentra Niaga Puri Indah Blok T1 - 14

Jakarta Barat 11610, Indonesia.

Phone : (021) 310 2822 / (021) 912 66641

Fax : (021) 5890 0818

Email : contact@astailmu.com

Contents

Intro 1

Introduction : The Alphabet, Numbers,
Colours and Shapes 4

Unit 1

Myself 12

Unit 2

My School 20

Unit 3

My Family and My House 28

Unit 4

Food and Drink 36

Tracing



Trace the letters.

a b c d e f g

a b c d e f g

h i j k l m n

h i j k l m n

o p q r s t u

o p q r s t u

v w x y z

v w x y z

Finding and Colouring













Where are the letters? They are lost at the circus. Find the letters of the alphabet and circle them. Then colour the picture.



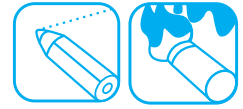
Counting and Tracing





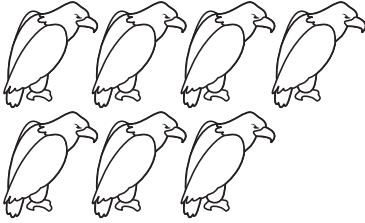


Count and tracing the number of animals in each box.

	1		3
	4		2
	5		7
	10		6
	8		9

Tracing and Colouring



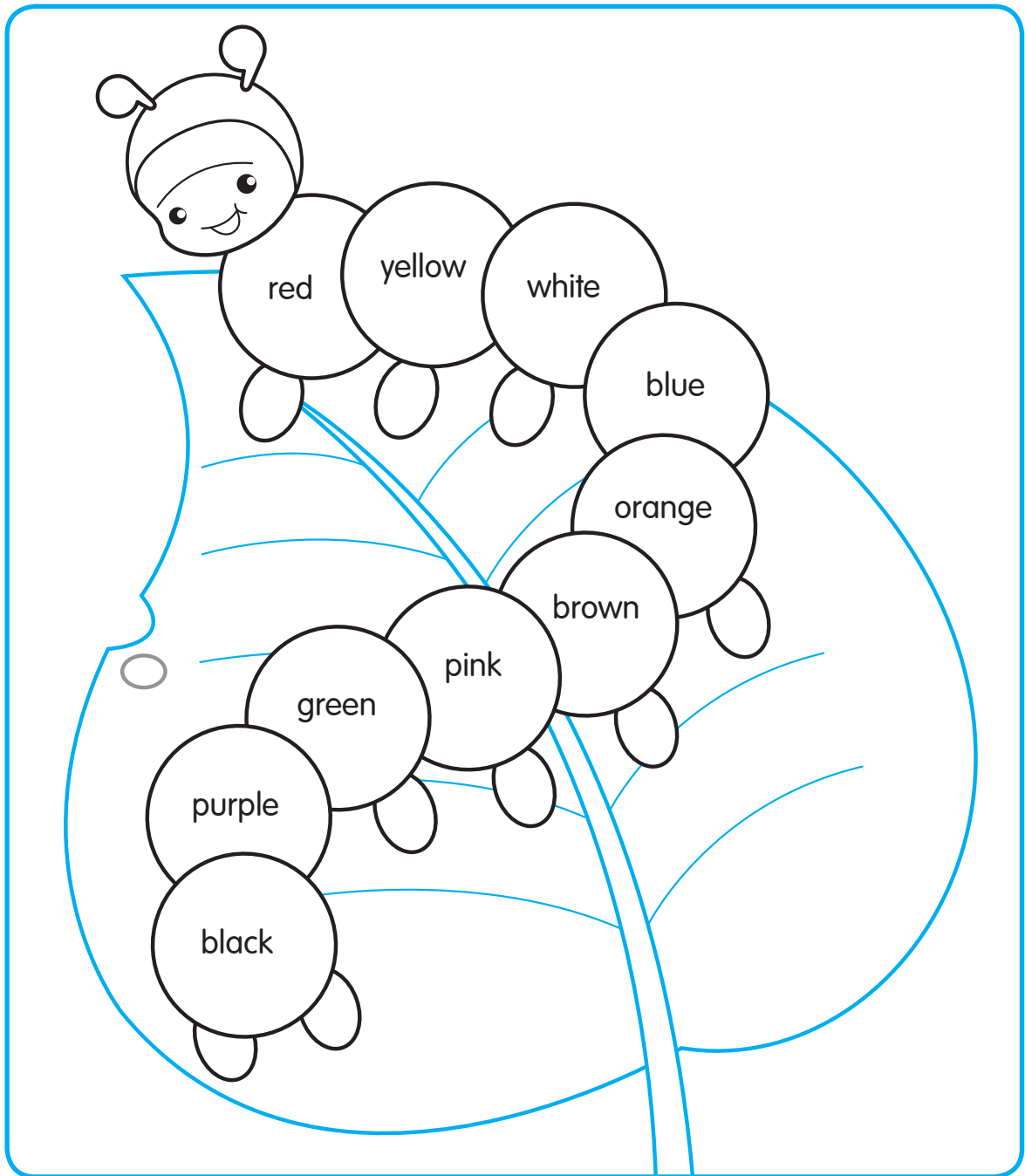
Trace the words and colour the animals.

2	two	
4	four	
7	seven	
8	eight	
10	ten	

Colouring




Colour the caterpillar.



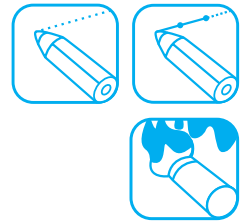
Colouring



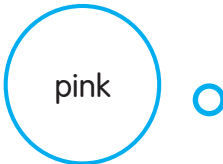
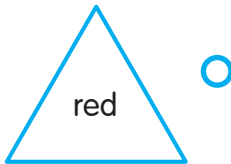
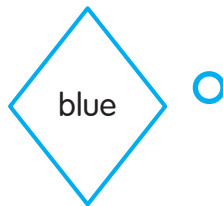
Colour the rainbow.



Tracing, Matching and Colouring



Trace the words and match each word to a picture.
Then colour the shapes.



circle



square



triangle



heart



diamond

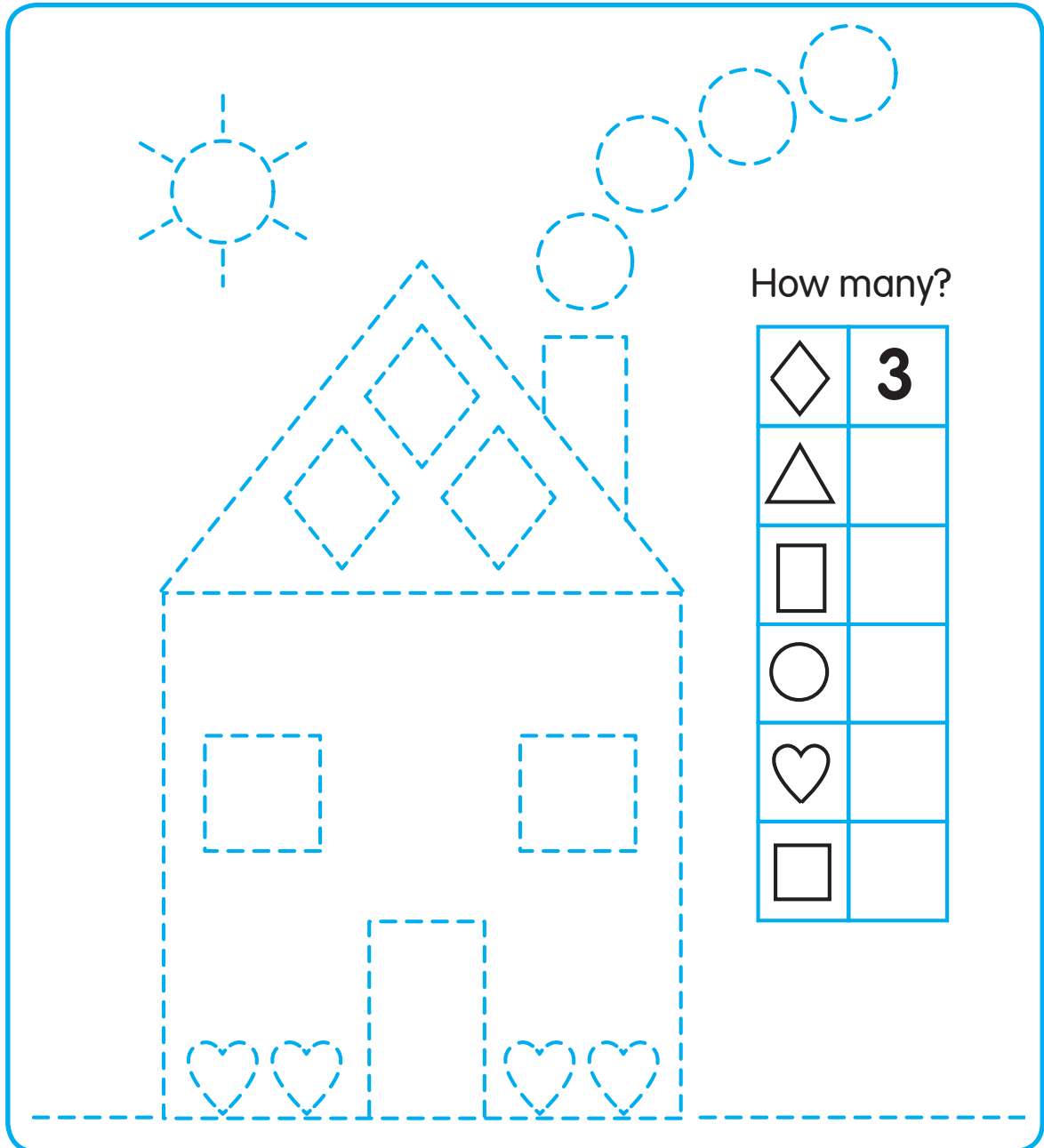


rectangle

Tracing, Counting and Colouring



Trace the shapes and count them. Then colour the shapes.



Colouring




Are you a boy or a girl? Colour the correct picture.

I am...



a boy




a girl

Tracing and Colouring



Trace the words and colour the picture.



Tracing



Trace the words.


I have...



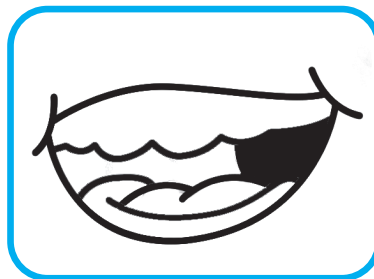
two ears




hair




two eyes



a mouth



a nose



a chin

Counting and Writing



Count and write the number in the box next to the word.

hair

2

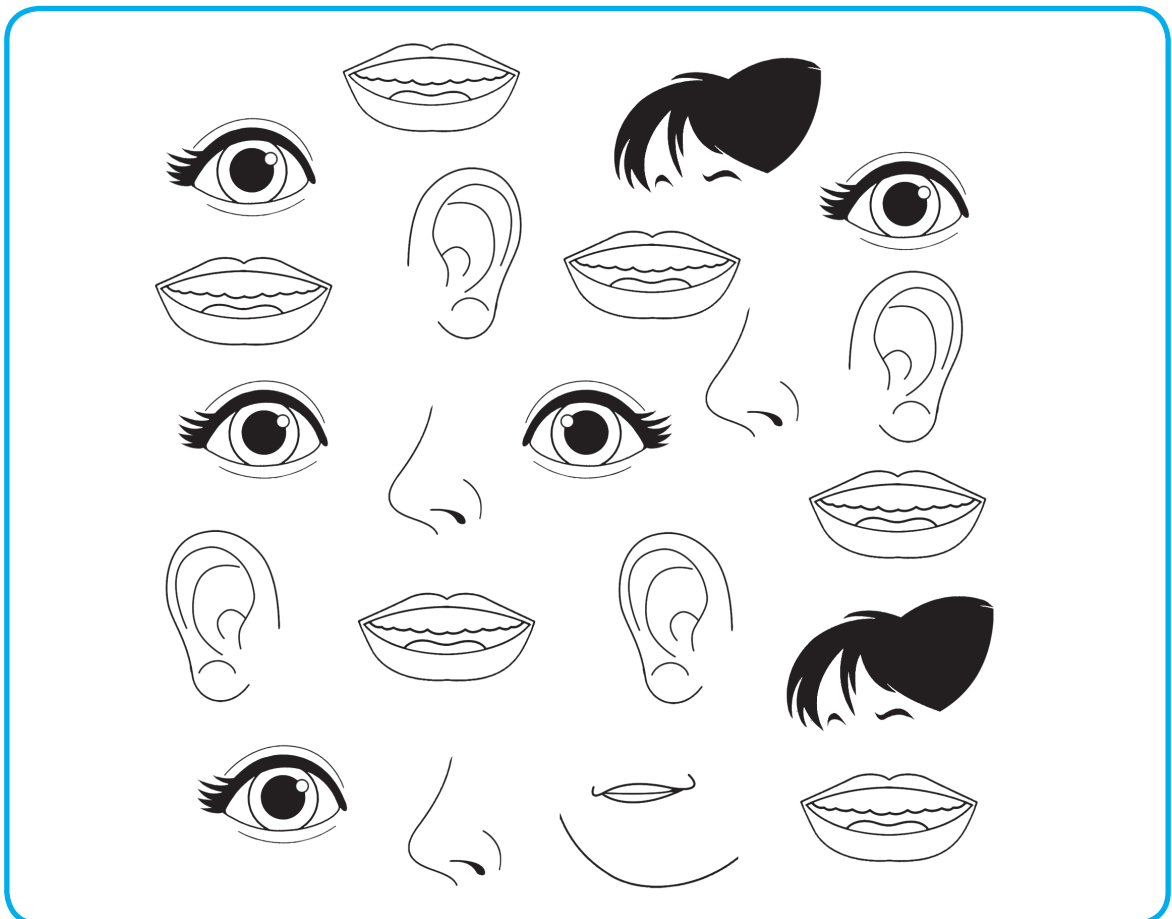
ear

mouth

chin

eye

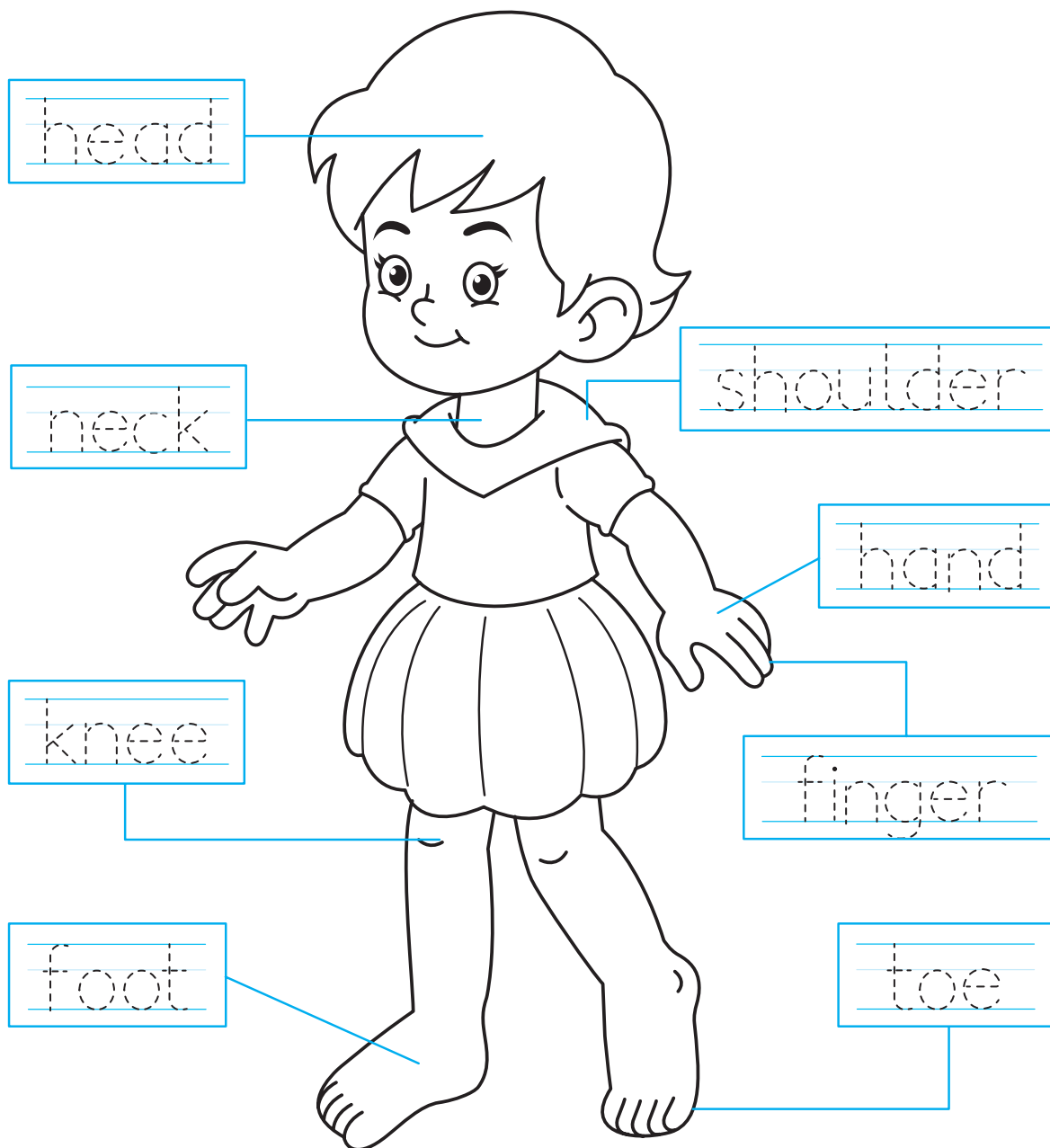
nose



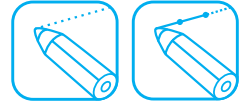
Tracing and Colouring




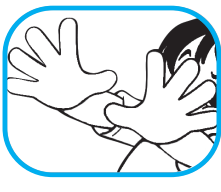
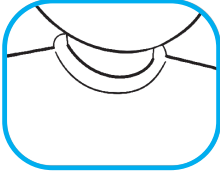

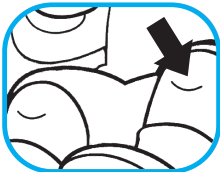


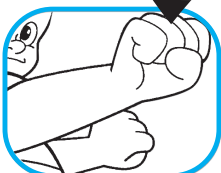
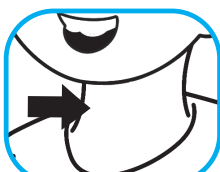



Trace the words and colour the picture.



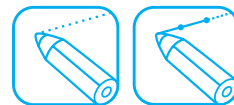
Tracing and Matching



Trace the words and circle the picture that match the words.

head		
foot		
knee		
hand		
neck		
shoulder		

Conversation Corner



Trace the lines between the questions and answers.
Use the pictures to help you. Practise speaking with your teacher. Then practise with a friend.

How many noses do you have?

How many ears do you have?

How many eyes do you have?

How many fingers do you have?

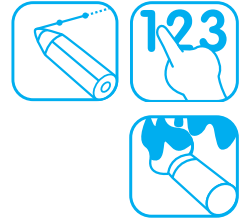
I have ten fingers.

I have two eyes.

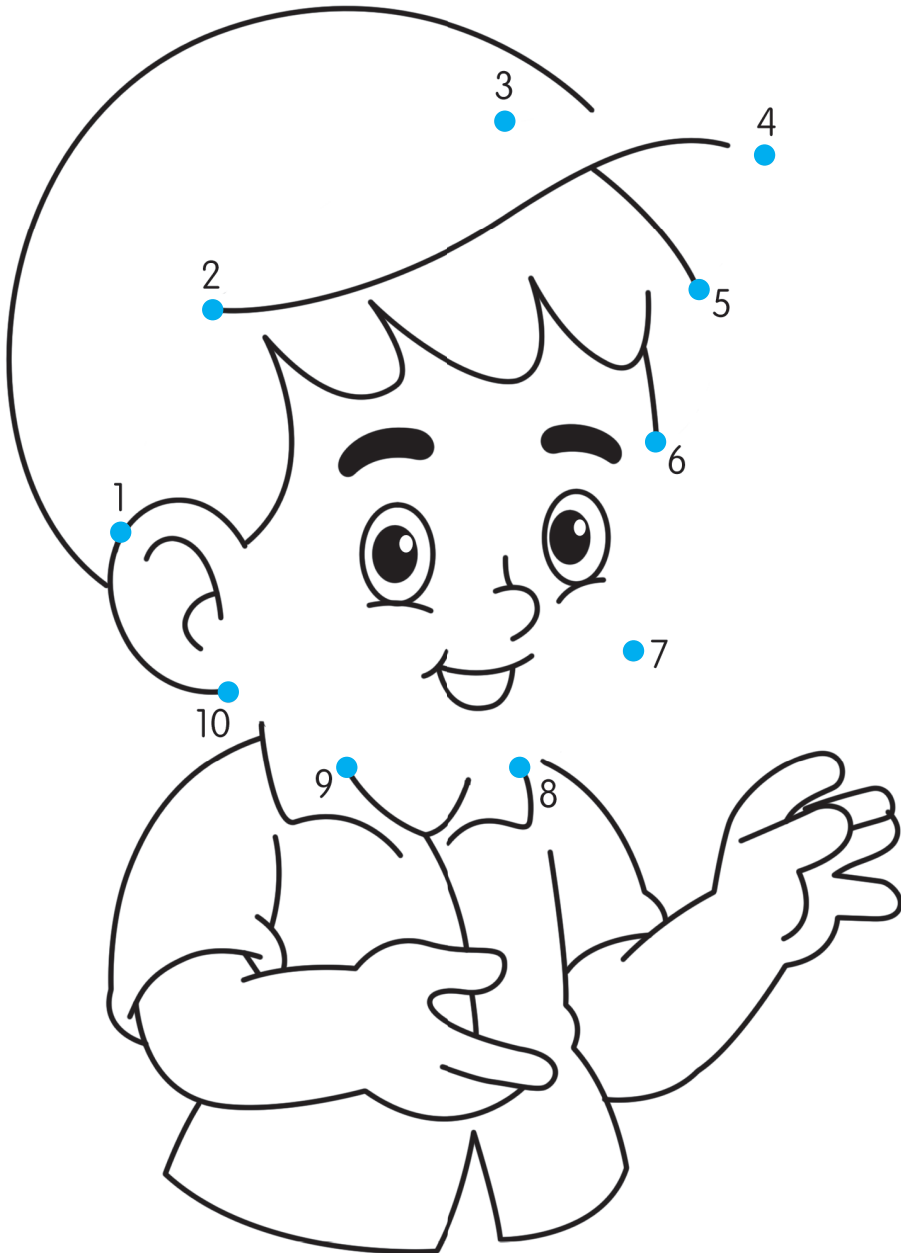
I have two ears.

I have one nose.

Connecting, Counting and Colouring



Connect the dots in order from 1 to 10. Then colour in the picture.



Fun with Phonics



Say the sound of each letter. Circle the letter that the word begins with.



b

p



p

f



e

a




j

g



h

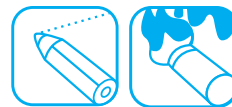
a




n

m

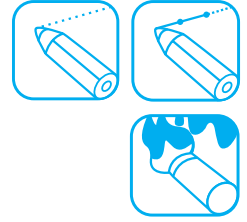
Tracing and Colouring



Trace the words and colour the picture.



Tracing, Matching and Colouring



Trace the words below. Then match each word to the picture by writing the number of the word next to the picture. Colour the pictures.

1. teacher

2. pencil

3. bag

4. chair



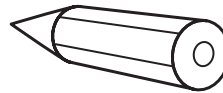

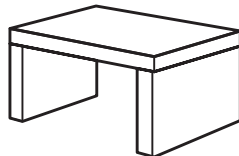

5. eraser

6. table

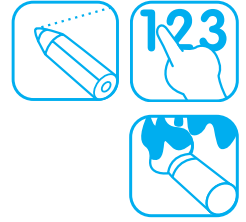
7. book

8. sharpener


5



Tracing, Counting and Colouring



How many? Trace all the words. Then circle the correct number that matches the picture. Colour the pictures.



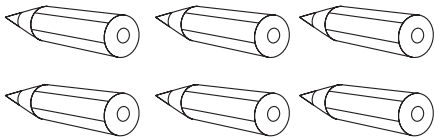
two

three



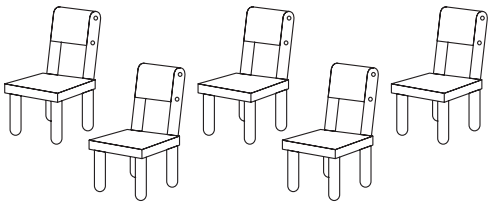
four

five



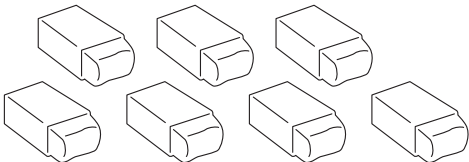
eight

six




five

ten



six

seven




eight

one

Tracing and Colouring



Trace the words and colour the picture.



Tracing and Colouring



Trace the words and colour the pictures of the things you can do.



walk



run




climb



jump

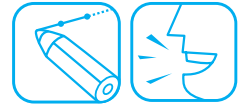


skip



kick

Conversation Corner




Trace the lines between the questions and answers.
Use the pictures to help you. Practise speaking with your teacher. Then practise with a friend.



Can you kick?




No, I cannot.



What is this?



Yes, I can.



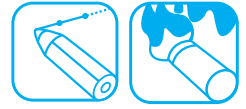
Can you run?



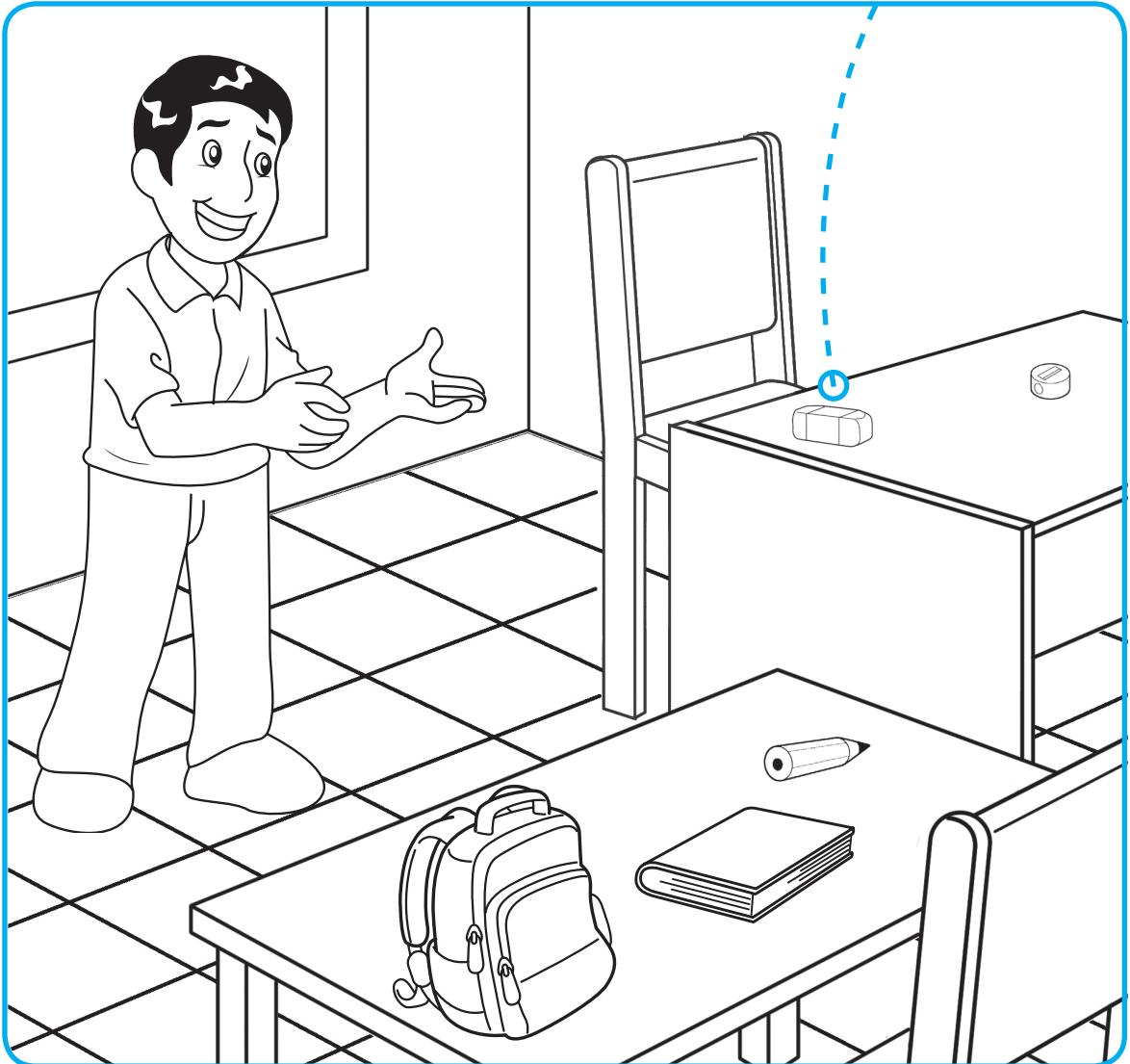

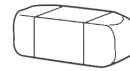
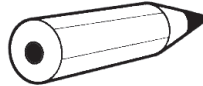

It is a sharpener.



Matching, Tracing, and Colouring



Where does it belong? Draw lines to match the objects in the classroom below. Colour the pictures.




Fun with Phonics




Each pair of words begin with the same sound. Say the sound and trace the letters. Write the letter in the box on the left. Colour the pictures.

b

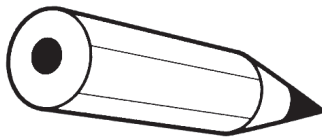
book



bag



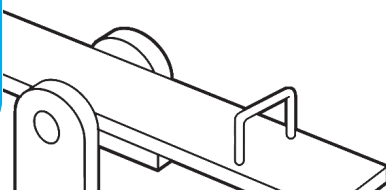
pencil



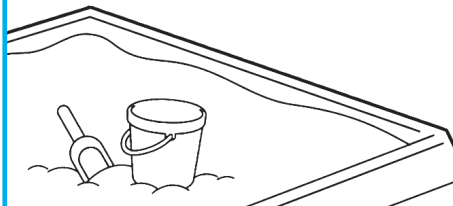
play




see-saw



sandpit



table



teacher

