


# What Letters Are Vowels?

Name \_\_\_\_\_




Circle the vowels.

b o e h

a f k t

i j m u

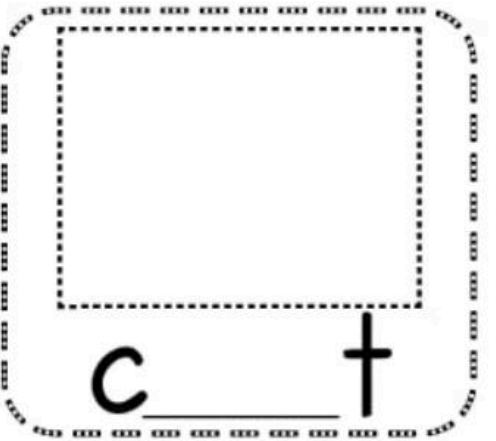
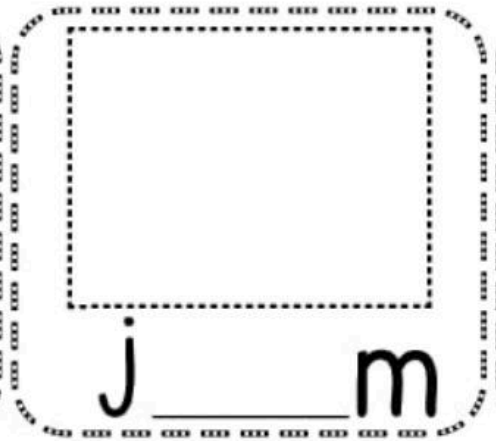
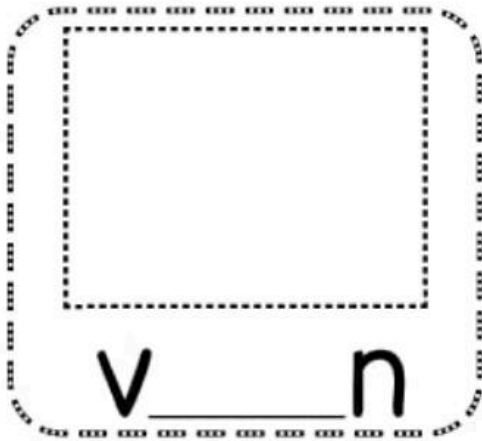

Let's color the pumpkins that have vowels!



# Short "a" Worksheet

Name \_\_\_\_\_



Fill in the correct middle sounds. Cut and paste the pictures for each word.



Let's write a word with a short "a" sound!


\_\_\_\_\_

Copyright © 2020 KindergartenWorksheets.net  
All Rights Reserved

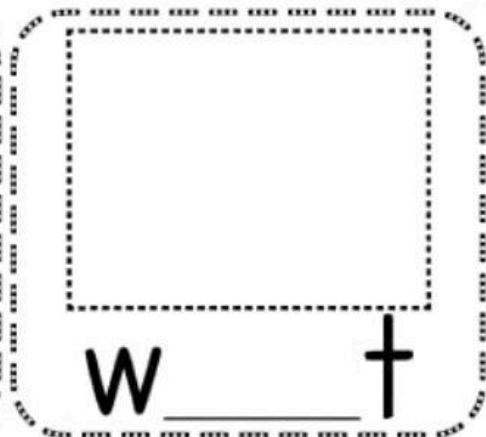
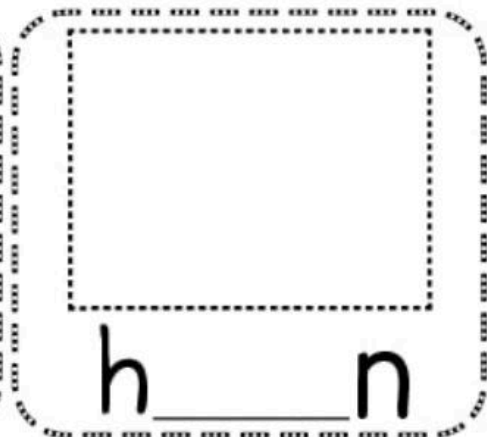



# Short "e" Worksheet

Name \_\_\_\_\_




Fill in the correct middle sounds. Cut and paste the pictures for each word.




Let's write a word with a short "e" sound!

Copyright © 2020 KindergartenWorksheets.net  
All Rights Reserved





# Short "i" Worksheet

Name \_\_\_\_\_



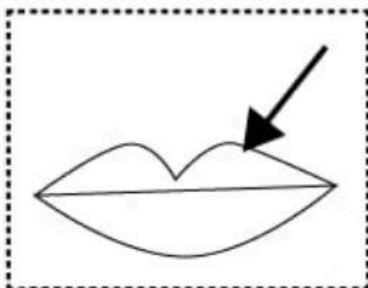
Fill in the correct middle sounds. Cut and paste the pictures for each word.



Let's write a word with a short "i" sound!


\_\_\_\_\_

Copyright © 2020 KindergartenWorksheets.net  
All Rights Reserved

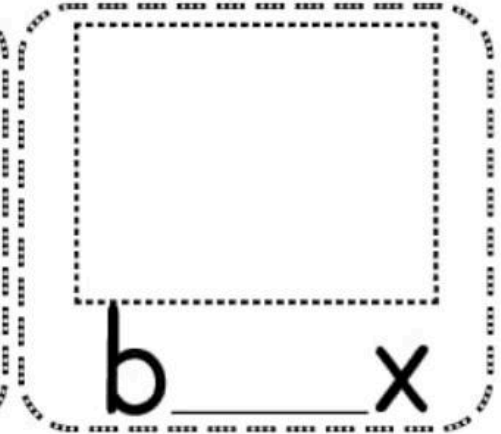
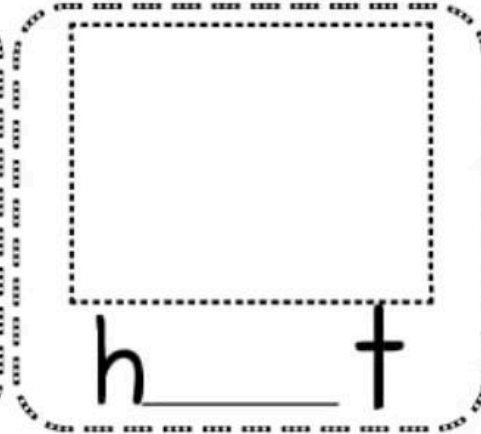
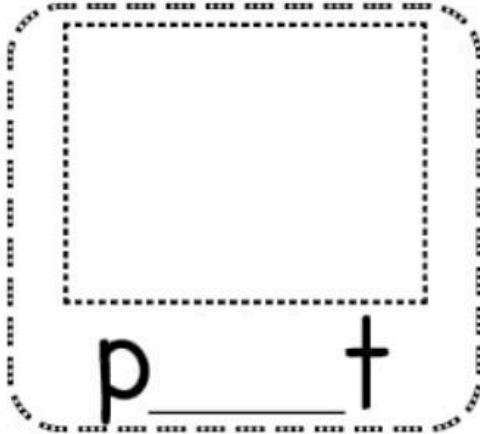


# Short "o" Worksheet

Name \_\_\_\_\_


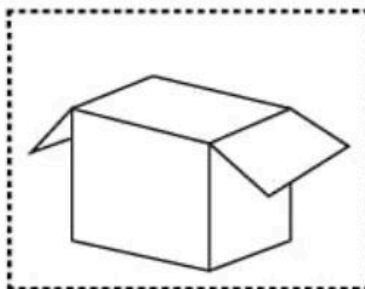


Fill in the correct middle sounds. Cut and paste the pictures for each word.




Let's write a word with a short "o" sound!

Copyright © 2020 KindergartenWorksheets.net  
All Rights Reserved

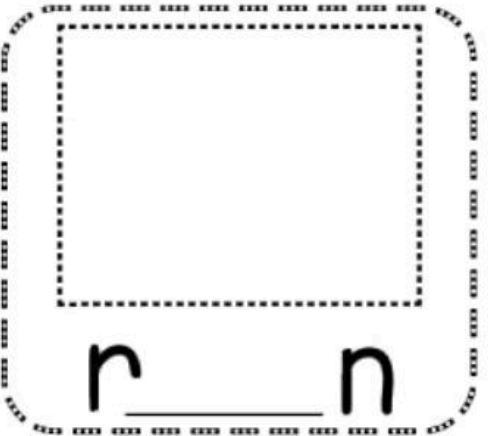
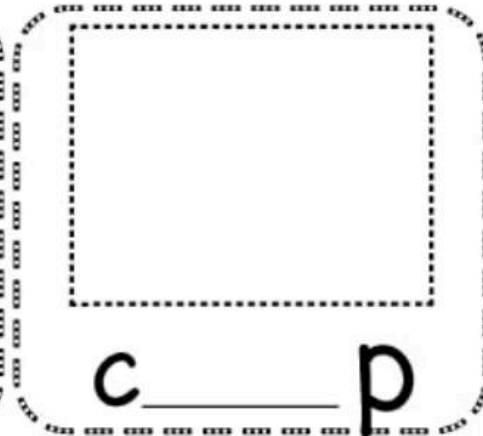
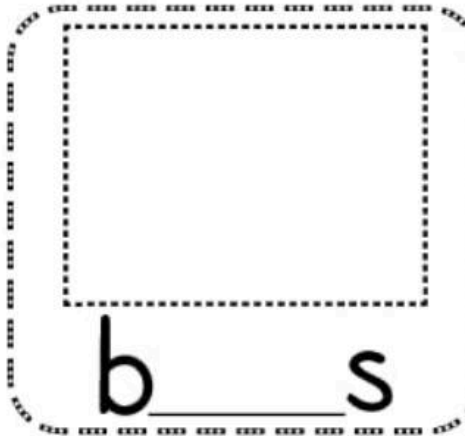


# Short "u" Worksheet

Name \_\_\_\_\_




Fill in the correct middle sounds. Cut and paste the pictures for each word.



Let's write a word with a short "u" sound!

Copyright © 2020 KindergartenWorksheets.net  
All Rights Reserved



# Short Vowel Word Search

Name \_\_\_\_\_



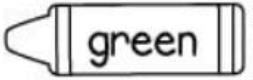


There are 10 CVC words with short vowel sounds. Find and circle them.



|   |   |   |   |   |   |
|---|---|---|---|---|---|
| k | m | y | r | v | r |
| c | a | t | a | a | e |
| h | p | o | t | n | d |
| g | k | z | q | r | o |
| l | i | p | j | u | m |
| s | d | w | i | n | r |



## Color Key

- a  red
- e  blue
- i  green
- o  brown
- u  orange




# Paperclip Game Spinner Worksheet

## Middle Sounds



Name: \_\_\_\_\_



# Spin the wheel!

Let's spin the wheel to fill in the correct vowel for each picture!

10



t  n

f  x

n  t



6



r  n


s  x

f  n

# CVC Paperclip Game Spinner



Name: \_\_\_\_\_



## Spin the wheel!

Let's spin the wheel to fill in the correct vowel for each picture!



c  t




b  d



s  n



d  g



p  g



b  s

Name \_\_\_\_\_


Write the correct vowels to complete each word.

a e i o u




\_\_\_\_\_

p \_\_\_\_\_ m p k \_\_\_\_\_ n




\_\_\_\_\_

t \_\_\_\_\_ r k \_\_\_\_\_ y




\_\_\_\_\_

c \_\_\_\_\_ r n




\_\_\_\_\_

c \_\_\_\_\_ r r \_\_\_\_\_ t



\_\_\_\_\_


p \_\_\_\_\_ t \_\_\_\_\_ t \_\_\_\_\_



\_\_\_\_\_

b r \_\_\_\_\_ d


Dot and write the beginning sound of each word.



\_\_\_\_\_

\_\_\_\_\_ at \_\_\_\_\_


(r) (b) (c)



\_\_\_\_\_

\_\_\_\_\_ up \_\_\_\_\_


(t) (c) (p)



\_\_\_\_\_

\_\_\_\_\_ ar \_\_\_\_\_


(j) (d) (e)



\_\_\_\_\_

\_\_\_\_\_ un \_\_\_\_\_


(b) (r) (s)



\_\_\_\_\_

\_\_\_\_\_ rog \_\_\_\_\_

(c) (f) (s)



\_\_\_\_\_

\_\_\_\_\_ ird \_\_\_\_\_

(b) (l) (d)

Name \_\_\_\_\_

**Directions:** (1) Roll a die. (2) When you land on a number, write the vowel that completes the word. (3) If you answered correctly, color the circle and roll again. If not, roll again without coloring the circle. (4) The game ends when you have colored all of the circles.

|   |         |    |         |
|---|---------|----|---------|
| 1 | c _ _ t | 7  | s _ _ t |
| 2 | s _ _ n | 8  | b _ _ d |
| 3 | v _ _ n | 9  | f _ _ x |
| 4 | d _ _ g | 10 | p _ _ g |
| 5 | l _ _ g | 11 | b _ _ s |
| 6 | b _ _ t | 12 | m _ _ p |

# Cut and Paste Vocabulary Worksheet

Name \_\_\_\_\_

Trace the words in boxes. Cut out the images. Match the words with the images by pasting the images inside the boxes.

car

paste

fish

paste

ball

paste

hat

paste

ant

paste

bear

paste








Copyright © 2017-2023 KindergartenWorksheets.net  
All Rights Reserved



# Vocabulary Matching Worksheet

Name \_\_\_\_\_

Read the words in the word bank. Match the images in each box with the word by writing the number that is shown next to each word.



Word Bank:

1 = bird

2 = cat

3 = horse

4 = dog

5 = flower

6 = star

7 = lion

8 = tree



# CVC Words Worksheet

Name \_\_\_\_\_



\_\_\_\_\_

cat

Trace it!

Let's say it 3 times!

1

2

3

Circle the words that have the same ending sound.

pin mat tip ham pen  
sat swim chat him

Color the number of syllables.

1

2

3

Let's write the word!



Write the correct letter for each image and circle the boxes with the same ending sound as the word "cat".



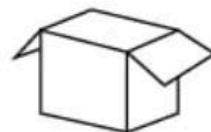
p\_\_g



b\_\_s



h\_\_t



b\_\_x



b\_\_t



r\_\_n



v\_\_n



r\_\_t



Name \_\_\_\_\_

Trace the words in boxes. Match the images with the traced words by writing the number that is shown on top of each image at the bottom.

apple

Number:

cat

Number:

bat

Number:

tiger


Number:

dog

Number:

bee

Number:





hat

Let's say it 3 times!

1

2

3

Circle the words that have the same ending sounds.

put

sat



cat

get

bat

sit

Color the images that rhyme with hat.



Circle the words that do not rhyme with hat.

cat flat set vat cot bat

Choose the correct rhyming word to complete the sentence.

( sat stepped )


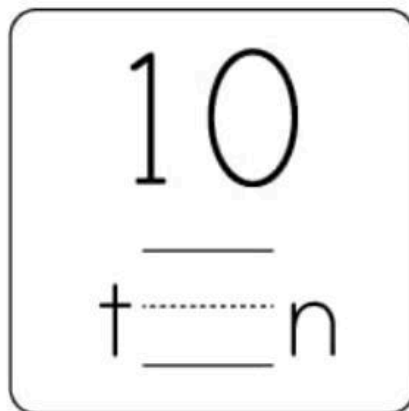


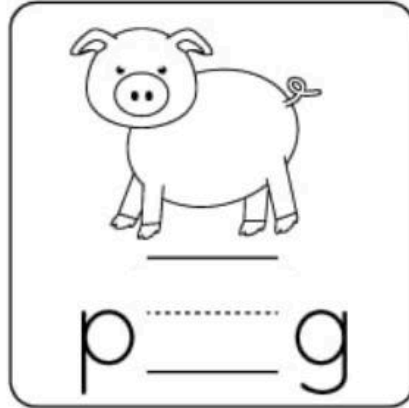
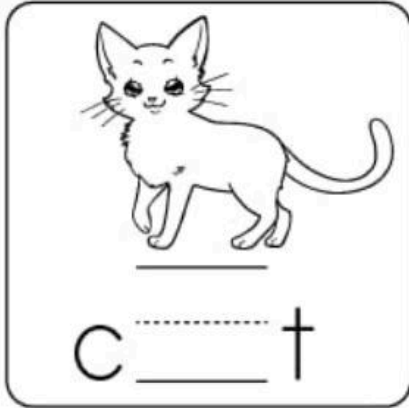
My dog \_\_\_\_\_ on my hat.



Name \_\_\_\_\_


Write the correct short vowel to complete each word.

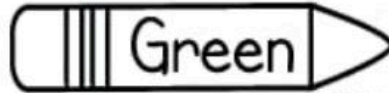
a e i o u

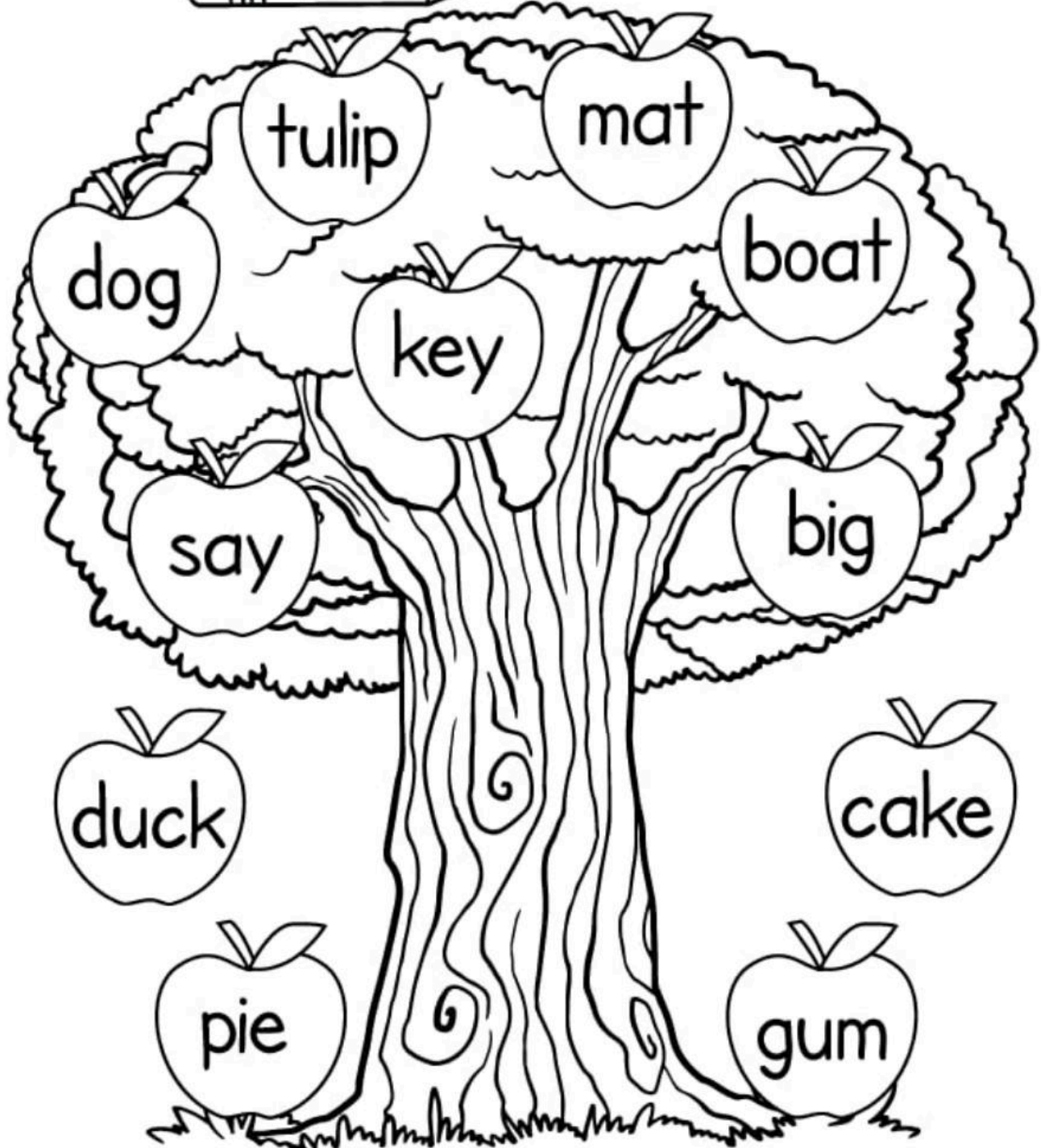


# Long and Short Vowel Sounds Worksheet

Name \_\_\_\_\_

 Red = Long Vowel Words

 Green = Short Vowel Words





Name \_\_\_\_\_

Does it need a silent "e"? Color the images that need a silent "e" at the end. Add an "e" to the word that needs it and rewrite the word.



pot \_

\_\_\_\_\_  
 \_\_\_\_\_  
 \_\_\_\_\_



cak \_

\_\_\_\_\_  
 \_\_\_\_\_  
 \_\_\_\_\_



nin \_

\_\_\_\_\_  
 \_\_\_\_\_  
 \_\_\_\_\_



plan \_

\_\_\_\_\_  
 \_\_\_\_\_  
 \_\_\_\_\_



bed \_

\_\_\_\_\_  
 \_\_\_\_\_  
 \_\_\_\_\_



snak \_

\_\_\_\_\_  
 \_\_\_\_\_  
 \_\_\_\_\_



lak \_

\_\_\_\_\_  
 \_\_\_\_\_  
 \_\_\_\_\_



jam \_

\_\_\_\_\_  
 \_\_\_\_\_  
 \_\_\_\_\_



bik \_

\_\_\_\_\_  
 \_\_\_\_\_  
 \_\_\_\_\_

# Learning to Read Worksheet


## Which Animal Is It?

Name \_\_\_\_\_

Read the sentence in each row. Look at the picture and check the box with the correct word. Write the correct word in each sentence.

The \_\_\_\_\_ likes the flower.

ant    bee    bird



The \_\_\_\_\_ is sleeping.

parrot    hawk    owl



The \_\_\_\_\_ is running.

horse    cow    sheep



The \_\_\_\_\_ is digging.

cat    dog    deer



Name \_\_\_\_\_

First, cut out the pictures of animals at the bottom and paste them next to the correct sentences. Then, trace the names of the animals and write the correct letter inside the box.

1. This animal is black and white.  
It has flippers.  
It can swim very well.

Write the letter that shows  
the name of this animal here.

paste

2. This animal lives in the ocean.  
It eats fish.  
It is very smart.

Write the letter that shows  
the name of this animal here.

paste

3. This animal has feathers.  
It has wings.  
It lays eggs.

Write the letter that shows  
the name of this animal here.

paste



A = chicken

B = dolphin

C = penguin

Name \_\_\_\_\_

Read the short passage and answer the questions.

Circle all of the words with the same ending sound as pig inside the passage.

## Pig in a Wig


I see a big pig.

The pig is wearing a wig.


He likes to dig holes.



Which animal do I see?  
Color the correct animal.



cow



pig



sheep

What is the pig wearing? Circle the correct answer.

1. a hat

2. a shirt


3. a wig

What does the pig like to do? Write the answer.

He likes to \_\_\_\_\_




Read the sentences and color the images.



The cat is gray.  
The yarn is purple.



The bear is brown.  
His bow tie is red.




The whale is blue.  
His stomach is white.



The squirrel is gray.  
The acorn is brown.



The fox is white and orange.  
The tip of his tail is brown.



The fish is gray.  
Her fins are blue.

Name \_\_\_\_\_

## Sophia's Pet Bird

Sophia has a pet bird. Her name is Viola. Viola is a special bird that can sing. She likes to sing with Sophia. Sophia sings to her, and Viola starts singing just like Sophia. They are great singers!



1. What kind of pet does Sophia have?

dog

snake

bird

2. What is the name of her pet?

Her name is \_\_\_\_\_

3. What does Viola like to do?

She likes to \_\_\_\_\_

Name \_\_\_\_\_

First, cut out the pictures of animals at the bottom and paste them next to the correct sentences. Then, trace the names of the animals and write the correct letter inside the box.

1. This animal is black and white.  
It has flippers.  
It can swim very well.

Write the letter that shows  
the name of this animal here.

paste

2. This animal lives in the ocean.  
It eats fish.  
It is very smart.

Write the letter that shows  
the name of this animal here.

paste

3. This animal has feathers.  
It has wings.  
It lays eggs.

Write the letter that shows  
the name of this animal here.

paste



A = chicken

B = dolphin

C = penguin

Name \_\_\_\_\_




Trace and write it!

are


Write it!

|  |  |  |
|--|--|--|
|  |  |  |
|--|--|--|

Connect the letters!



The fish \_\_\_\_\_ swimming.



Find and color it!

